


WRITING THIS WAY

2



Conceived by:
Shahnawaz Khan
M.A., B.Ed., NETS

Edited by:
Rajesh Kumar Gupta
M.Com., LL.B.



The Signature Publishers

Publishers of Innovative Educational Books

LGF-56, Ansal Fortune Arcade, Sec-18, Noida

E-mail # thesignaturepublisher@gmail.com

Customer Care # 07500200076

Author's Note

Learning how to write is one of the most significant aspects of development in the communicative ability of children. In order to achieve this, the activity should be exciting and enjoyable by which children can achieve success. The series Writing This Way helps the child through various stages of handwriting development effortlessly by the time he/she can write with fluency and ease.

Learning to write the alphabet strengthens letter recognition. It also empowers young children to write, which stimulates their interest and skill in reading. Even more important, it promotes the skill to quickly and effortlessly recognize or reproduce the letters in words, leaving the mind free to concentrate on the meaning. Viewed from the angle of reading development, teaching children to write the alphabet is an essential and time-tested way to promote literacy. Some salient features of the worksheets in the books can be summed up as follows:

- ◆ **Multi-sensory activities for eye-hand co-ordination, fine motor development, etc.**
- ◆ **Notes to teachers regarding the use of the books and teaching handwriting**
- ◆ **Tracing of letters and formation of letters**
- ◆ **Distinguishing between similar letters**
- ◆ **Recognizing and rewriting letters which represent basic sound**
- ◆ **Building up a sight-word vocabulary**
- ◆ **Introducing alliterative words**
- ◆ **Poems introducing common rhyming words and rhythm**
- ◆ **Practice writing letters, words, phrases and sentences**
- ◆ **Exercises based on frequently used words like days of the week, months of the year, seasons, etc.**

Let's hope that this series helps every child develop a handwriting pattern with success and ease.

For the Teacher/Parent

The letters of the cursive alphabet are taught according to their shapes, formation and how they join with the other letters. The approach is to teach and practise letters with similar strokes and shapes together. These descriptions, along with words like 'clockwise' and 'anticlockwise', can be used to help the children write the letters. The following groups have been formed and their points of similarity are as follows :

The Ovals: The letters a, c, d, g, q and o are known as the ovals. These are made by starting at the black line and going over the top and back again to form an oval. Their exit strokes are not similar and are taught separately. For example, we include o with the top joins due to its exit strokes.

The Top Joins: The letters o, v and w are all top joins as their exit stroke is from the top. The letters following the top joins have to start at the dotted line because of this uniqueness.

Looped Swingers: The letters g, j, q, y and z are swingers because they have tails. These tails are looped back to the baseline to join with the letters that follow.

Looped Climbers: k, l, h, b and f, all begin by climbing up to the top line and then looping down to the baseline before moving further. They are, therefore, known as the climbers.

'Tick' Exit Stroke: i, u, m, n, a, d, e, c, all share a common exit stroke. The swing of the writing tool while forming the stroke is similar to a 'tick'.

The Cross Joins: t is a cross join letter. It is joined to the following letters usually from the base line but some people also join them from their cross bars.

The Loners: x, r, s, f and p have a formation and shape that is very unique to them. Some of these shapes are a little complicated, so these letters are learnt after sufficient practice with other letters.

Alphabet Train

**Trace and copy the letters of the alphabet
without lifting your pencil.**

abcdefghijklmnopqrstuvwxyz

abcdefghijklmnopqrstuvwxyz

Blank handwriting practice lines consisting of solid top and bottom lines with a dashed middle line, repeated for multiple rows.

**Trace and copy the letters of the alphabet backwards
without lifting your pencil.**

zyxwvutsrqponmlkjihgfedcba

zyxwvutsrqponmlkjihgfedcba

zyxwvutsrqponmlkjihgfedcba

zyxwvutsrqponmlkjihgfedcba

zyxwvutsrqponmlkjihgfedcba

zyxwvutsrqponmlkjihgfedcba

zyxwvutsrqponmlkjihgfedcba

zyxwvutsrqponmlkjihgfedcba

abcdefghijklmnopqrstuvwxyz

Me and My
Parts

Trace and practise the words below.

head

torso

knee



face

hands

feet

head

torso

knee

face

hands

feet




Trace and write the words below. Also, draw the missing parts on the face to complete it.

hair

eyes

ears



nose

lips

cheeks

hair

lips

eyes


ears

cheeks

nose

All in Family

Here are my family members.
Trace the words and call them out aloud.




grandmother grandmother




grandfather grandfather


mother mother mother




father father father




sister sister sister



baby baby baby



brother brother brother



Who are they?
look at the pictures and complete the sentences.



This is my grandmother.




This is my _____.

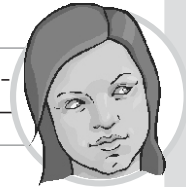


This is my _____.

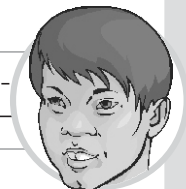
That is my father.



That is my _____.



That is _____.



Nouns

**Can you recognize these pictures?
Name these things by tracing the words.**

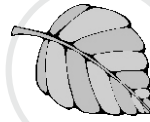


pencil

**The name of a
person, place,
animal or thing
is called a noun.**



hammer



leaf



ice cream



shoe




cake



kettle



telephone



salt



clock




knife

**Trace the sentences. Also, make your own sentences
using the highlighted nouns.**




Pinky is a good girl.




She wants a bicycle.

Is that a flower?



The window is open.



Our Home

These are parts of our home.
Say the words aloud and trace them .

lobby

lobby

bedroom

bedroom

kitchen

kitchen

living room

living room

backyard

backyard

bathroom

bathroom

garden

garden

dining room

dining room

let's talk about our home.
Trace the sentences. Read them aloud as you write.

The lobby is quite big.

Our living room is impressive.

The kitchen is to the right.

The bedroom is upstairs.

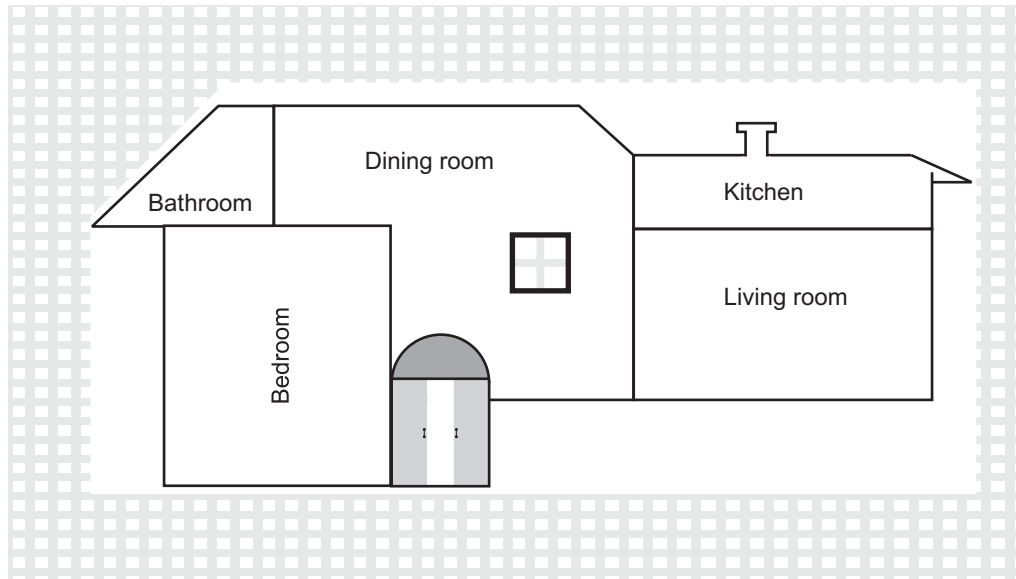
What a pretty garden!

The bathroom is to the left.

This is our backyard here.

The dining room is large.

**Here is a house map.
look at these words in the house. Write five sentences using them.**



Handwriting practice lines consisting of solid top and bottom lines with a dashed middle line. There are five sets of these lines provided for writing.

Tongue Twisters

How fast can you say these sentences
without twisting your tongue?
Trace and copy the sentences.

Betty brought bitter butter.

Betty brought bitter butter.

i

i

The sheikh's sheep is sick.

The sheikh's sheep is sick.

i

i

In Our School

**These are our school building parts.
Say the words aloud and trace them.**

gate

gate

field

field

classroom

classroom

library

library

swimming pool

swimming pool

bathroom

bathroom

auditorium

auditorium

music room

music room

**Trace the sentences and fill in the blanks with words
from the previous page.**

We read books in the _____.

The _____ shuts at 8 a.m. The

water in the _____ is

cool. The lecture was given

in the _____. We play in

the _____. The _____ has

many desks. School

_____ should be clean.

Rhyme Time

Trace and write the lines of the rhyme below.
Recite it loudly.

**There was a crooked man,
Who walked a crooked mile.
He found a crooked sixpence,
Against a crooked stile.
He bought a crooked cat,
That caught a crooked mouse.
And they all lived together,
In a crooked little house.**

There was a crooked man,

Who walked a crooked mile.

He found a crooked sixpence,

Against a crooked stile.

He bought a crooked cat,

That caught a crooked mouse.

And they all lived together,

In a crooked little house.

**Singular
and Plural**

**Trace the singular words and
write their plural forms.**

**A singular noun
means one person,
one thing or one
place. A plural noun
means more than
one.**

Singular

Plural

cow

.

vase

.

bench

.

country

.

day

.

knife

.


Make sentences using the plural forms of the given words.

rice. leaf. chair. tomato. baby. fish


Handwriting practice area with ten sets of lines. Each set consists of a solid top line, a dashed middle line, and a solid bottom line.

Proper Nouns


Write in cursive the names of these famous buildings.




Taj Mahal



Eiffel Tower



Great Wall of China




Qutub Minar

Names given to people, countries, towns, rivers, pets, months, days, etc are called proper nouns. We always begin a proper noun with a capital letter.



Statue of Liberty



leaning Tower of Pisa


Construct sentences using the following proper nouns.

Agra. Mohini. Mr Singh. Mrs Sharma. Monday. February

Handwriting practice lines consisting of solid top and bottom lines with a dashed midline, repeated 10 times.

Gini's Story

Trace and write the lines of the story below.
Say it loudly, too.



Gini was a toy elephant. He lived in a toy box in Mary's room. He longed to play with her. One day a fairy turned Gini into a talking elephant and then he became Mary's favourite toy!

Gini was a toy elephant.

He lived in a small toy

box in Mary's room. He

longed to play with her.

One day a fairy turned

Gini into a talking elephant

and then he became

Mary's favourite toy!

Alliterations

**Read aloud the following interesting sentences.
Trace and copy them.**

Annie ate an apple after an acorn and applesauce.

Annie ate an apple after

an acorn and applesauce.

Penny paddles past a pole panting painfully.

Penny paddles past a

pole panting painfully.

Kind Kelly kept a kerchief as Kevin's keepsake.

Kind Kelly kept a kerchief

as Kevin's keepsake.

Jessie jumps in the jungle juggling juice and jelly.


Jessie jumps in the jungle

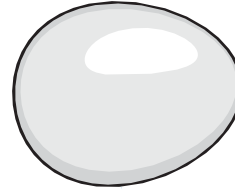
juggling juice and jelly.

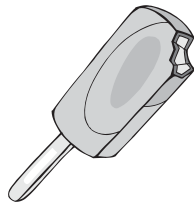
Food Menu

**look at the pictures of food items
and name them.**


bread. egg. ice cream. burger. chicken. fish. tomato. grapes


















Which foods do you like to eat and why? Write in words of your own.

A large white rectangular area with rounded corners, containing ten sets of primary-ruled lines. Each set consists of a solid top line, a dashed midline, and a solid bottom line, providing space for handwriting practice.

Adjectives

Read the story. Write the adjectives from the story in the space below.

Molly has a *small* dog. His name is Jackie. Jackie is a *white* dog. He has a *brown* collar. It is *beautiful*. He sleeps in a *square* box. There is a *woollen* rug inside it. It looks *warm* and *pretty*. He also has a *big* *yellow* ball. Molly and Jackie play with the ball everyday.

A word that tells us something more about a noun or pronoun is called an adjective.

Rewrite the story in the space that follows.


A large white rectangular area with rounded corners, containing ten sets of primary writing lines. Each set consists of a solid top line, a dashed midline, and a solid bottom line, providing a guide for letter height and placement.

Make sentences using the following adjectives.

big. green. happy. old. bitter. soft

Handwriting practice area with 10 sets of lines. Each set consists of a solid top line, a dashed middle line, and a solid bottom line.

Join the number dots from 1 to 30 and colour the picture.



Our Helpers

**Trace the sentences. Rewrite them
in the next line.**

A doctor treats sick people.

A carpenter works with wood.

A tailor sews our clothes.

A teacher teaches at school.

A postman delivers letters.


A policeman arrests thieves.

A barber cuts hair at salon.

A cobbler mends our shoes.

Story Time

Read the story aloud.
Trace and copy each line of it.



The owner of an old mango tree wanted to cut it down. But as he struck it with his axe, out came a birdie and a bee. They begged him to spare the tree as it was their home and not useless after all.

The owner of an old mango

tree wanted to cut it down.

But as he struck it with

his axe, out came a birdie

and a bee. They begged

him to spare the tree as

it was their home and not

useless after all.

Verbs

**look at the actions happening in the pictures.
fill in the correct verbs from the list.**

wave. eat. run. sing. draw. teach. brush. sleep. read

**Verbs are doing/
action words
because they tell
us about the
action taking
place.**




















**Trace the sentences. Make sentences of your own
using the bold verbs.**

I play tennis on Sunday.


Wash your dirty hands.

You should clean your room.


She can sing sweetly.

Means of
Transport


Trace and copy the names of
these means of transport.




train



ship




aeroplane



truck



bus

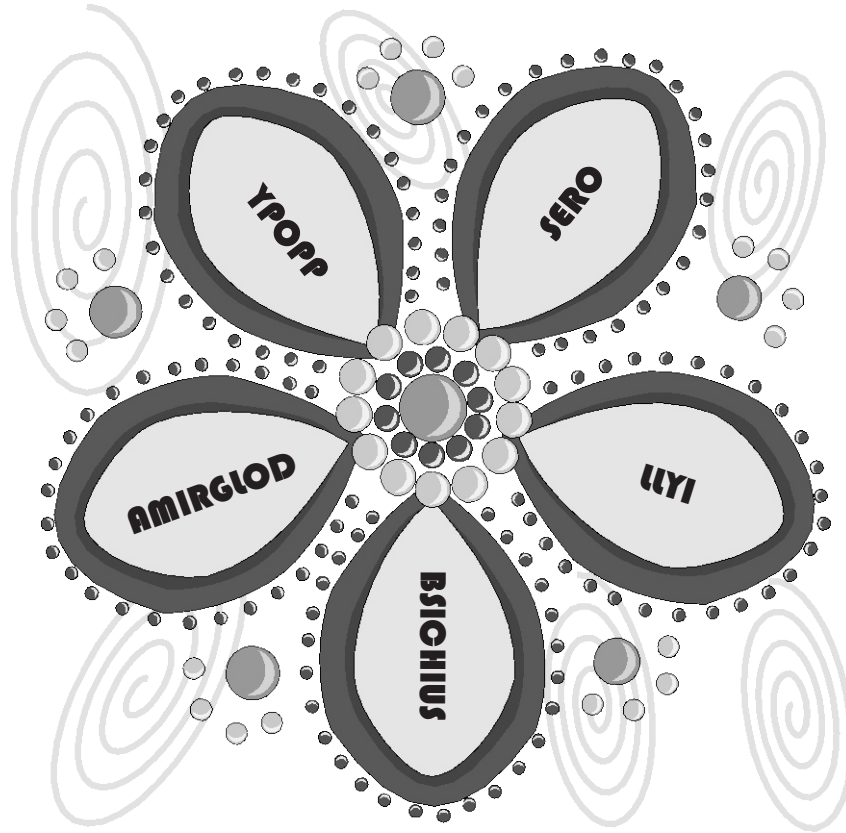


car

**Write a few sentences about any journey you have enjoyed.
Which means of transport did you use, and why?**

A large white rectangular area with rounded corners, containing ten sets of primary-ruled lines. Each set consists of a solid top line, a dashed midline, and a solid bottom line, providing space for handwriting practice.

Unjumble and rewrite the names of the flowers.



Tongue Twisters

How fast can you say these sentences without any problem? Trace and copy the sentences.

Sailor sailed a sailboat.

Sailor sailed a sailboat.

;

;

Paula plays pretend pilot.


Paula plays pretend pilot.

;

;

A Tree Poem

Recite the poem aloud. Trace and copy each line of the poem.



**Trees are the kindest things I know.
They do no harm, they simply grow.
And spread a shade for sleepy cows. And
gather birds among their boughs.
On the trees juicy fruits grow.
Trees are the kindest things I know.**

Trees are the kindest things

I know. They do no harm, they

simply grow. And spread a

shade for sleepy cows. And

gather birds among their


boughs. On the trees juicy

fruits grow. Trees are the


kindest things I know.

Jungle Safari


You can see wild animals in a forest or at a zoo.
Trace and rewrite the names of these wild animals.



cheetah



elephant



hippopotamus



chimpanzee



bear



giraffe



Trace and rewrite these lines about a visit to the zoo.

I love to visit the zoo. We


can see various wild animals

there. We must not touch or

tease the animals. It is unsafe.

Strange Animals


Trace and copy the names of these strange animals.




dinosaur



walrus



rhinoceros



otter



kangaroo



moose




**Write a sentence on each animal on the previous page.
One has been done for you.**

A dinosaur is a big animal.


look at the pictures on the right. Answer the questions
using the given words.

above. in front of . under. behind

Where is the chair?



Where is the clock?



Where is the cat?




Where are the slippers?



Telling a Story

Read the story aloud.
Trace and rewrite each line of the story.



Shiny was a caterpillar. Every creature looked like its mother except him. A blanket of soft silky material covered him. Two weeks later when he woke up, he had wings and was as pretty as his mother!

Shiny was a caterpillar.

Every creature looked like

its mother except him.

A blanket of soft silky

material covered him. Two


weeks later when he woke

up, he had wings and was


as pretty as his mother!

Insects All


Trace and copy the names of these small insects.




butterfly



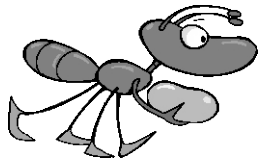
beetle




grasshopper



ladybird



ant



bee



**Here is something special about insects.
Trace and rewrite the sentences.**

Bees give us honey. A

ladybird is beautiful. Ants

make anthills. A butterfly

has beautiful wings.

Antonyms

Trace the words. Write their opposites from the list. One has been done for you.

poor. short. big. sour. happy.
young. soft. good

Antonyms are a pair of words that are opposite in meaning.

small

big

rich

tall

sweet

sad

old

hard

bad


Write a sentence using the antonym of each of the given words.

new. fast. thin. night. strong. short. red. in


Handwriting practice lines consisting of solid top and bottom lines with a dashed middle line, repeated 10 times for writing.

Maze fun

Help the rat find its way to the cheese.



START



Tongue Twisters

**Try to say these sentences fast in a breath.
Trace and copy them too.**

Roni rabbit runs races.

Roni rabbit runs races.

?

?

Did Della drag dirty dishes?

Did Della drag dirty dishes?

?

?

Rhyming Pairs

Trace and copy these word pairs that sound the same.

Homophones are the words that sound the same even though their meanings and spellings are different.

two - too



sail - sale



see - sea



hole - whole



mail - male



know - no



tale - tail



sun - son



**Frame sentences of your own using any four word pairs
from the previous page.**

Handwriting practice area with 10 sets of lines. Each set consists of a solid top line, a dashed middle line, and a solid bottom line.

Read the paragraph. Trace it below.



My name is John. I am seven years old. I can fly an aeroplane so high up in the sky that it can reach the moon! Will you compete with me?

My name is John. I

am seven years old.

I can fly an aeroplane

so high up in the sky

that it can reach the

moon! Will you compete

with me?

Can the story on the previous page be true? Of course not! Can you coin a story of your own? let your imagination run wild and funny.

A large white rectangular area with rounded corners, containing ten sets of primary-ruled lines. Each set consists of a solid top line, a dashed midline, and a solid bottom line, providing space for writing a story.

Trace and copy the given sentences
about Christmas.

Christmas is celebrated

to mark the birth of Lord

Jesus Christ. Santa Claus

brings gifts for children.

Read the Christmas Party invitation given here. Now change the name and address to write an invitation to your friend.

**Dear Sophie.
You are invited to my Christmas
Party.
Come, join the fun
At 165, Green Park,
Mall Road
On 25th December at 5 p.m.
from Dolly**

Handwriting practice lines consisting of solid top and bottom lines with a dashed middle line, repeated multiple times for writing practice.

We Need Air

Read the paragraph on the importance of air.
Trace it below.



All living things need air to breathe. Animals, birds and even fish breathe in air. Plants breathe through their leaves. Air has no shape of its own.

All living things need

air to breathe. Animals,

birds and even fish

breathe in air. Plants

breathe through their

leaves. Air has no

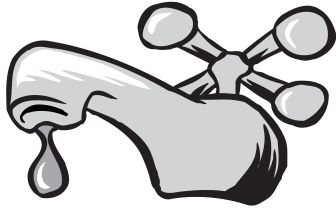
shape of its own.

What are the uses of air?
Write six sentences to show the different uses of air.

A large white rectangular area with rounded corners, containing 18 sets of primary-ruled lines. Each set consists of a solid top line, a dashed midline, and a solid bottom line, providing space for writing six sentences.

Water for life

Read the paragraph on the utility of water.
Copy it below.



Water is very important for life. All living things need water to live. We use water for different things. We must not waste water. It is very precious.

Handwriting practice lines consisting of multiple sets of solid top and bottom lines with a dashed midline.

for what do you use water?
Write six sentences to show the different uses of water.

Handwriting practice area with 12 sets of lines. Each set consists of a solid top line, a dashed middle line, and a solid bottom line.

Practise with Johnny and Jini.
Trace and copy the sentences.



Honesty is the best policy.

Slow and steady wins

the race.

Practise with Tony and Tina.
Trace and copy the sentences.



As you sow, so shall

you reap.

No news is good news.

Practise with Jack and Jill.
Trace and copy the sentences.



Look before you leap.

It is better to be safe

than be sorry.